



# Acme Sanitary Ware Co. Ltd.







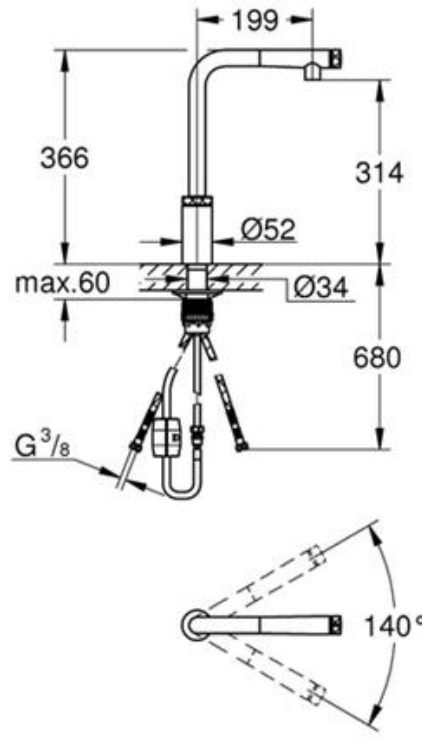

1/F, Acme Building, 22-28 Nanking Street, Kowloon, Hong Kong  
Tel: 2388 7171 Fax: 2710 8012  
Email: acme@acmesanitary.com.hk  
Website: www.acmesanitary.com.hk



Pure Freude  
an Wasser

PROJECT		REF		REV	ITEM CODE	
LOCATION		DATE			PAGE	

## SANITARY WARE SPECIFICATION SHEET

Item Descriptions	GROHE (Germany) "Essence" Chrome plated SmartControl sink mixer with pull-out mousseur; nominated flow rate <b>4.6 L/min</b> in WELS Grade 1; Registration No. TM 21-0128	Illustration/ Drawing
Model	31613000	    
Material / Finish	Metal and Plastic / Chrome Plated	
Manufacturer	GROHE Limited	
Supplier	Acme Sanitary Ware Co. Ltd Mr. Eric Wong/ Mr. Don Yuen	
Contact Tel/Fax E-mail Website	(852) 2388-7171 / (852) 2710-8012 acme@acmesanitary.com.hk www.acmesanitary.com.hk	
<b>Product Description</b> <p>The Essence SmartControl kitchen mixer offers intuitive operation by pressing and turning. To start the water flow, simply push the on/off push button on the front of the spout, you can use your elbow or back of your hand, ideal for when your hands are full or dirty. Temperature is easily adjusted by turning the mixing valve located on the tap body. In addition, thanks to GROHE Magnetic Docking, the pull out spray head is gently returned to its original position by strong magnetic guidance after use.</p> <ul style="list-style-type: none"> <li>single hole installation</li> <li><b>GROHE StarLight</b> chrome finish</li> <li>pull-out spray with laminar</li> <li><b>GROHE Magnetic Docking</b> guarantees easy retraction and smooth docking of the spray head back to the starting position</li> <li><b>GROHE SmartControl</b> push for ON-OFF, turn for volume adjustment from EcoJoy to Full Flow</li> <li>temperature adjustment by turning of mixing valve on body</li> <li>swivel tubular spout</li> <li>swivel area 140°</li> <li>protected against backflow</li> <li>flexible connection hoses</li> <li><b>GROHE QuickFix Plus</b> ultra fast and simple installation - no tools needed</li> <li><b>GROHE Zero</b> isolated inner water ways - lead and nickel free</li> </ul> 		
		<b>Colour options:</b> <ul style="list-style-type: none"> <li>0001 StarLight Chrome</li> <li>DC01 SuperSteel</li> <li>DA01 Warm Sunset</li> <li>A001 Hard Graphite</li> <li>AL01 Brushed Hard Graphite</li> <li>GL01 Cool Sunrise</li> <li>GN01 Brushed Cool Sunrise</li> <li>DL01 Brushed Warm Sunset</li> <li>BE01 Polished Nickel</li> <li>EN01 Brushed Nickel</li> </ul>

31613000 31613DC0 31613DA0 31613A00



Note:  <https://www.youtube.com/watch?v=KZZBJRb-MA8>



[https://images.victorianplumbing.co.uk/videos1/GROHE\\_Smart\\_Control.mp4](https://images.victorianplumbing.co.uk/videos1/GROHE_Smart_Control.mp4)

\* All information of the above is for the reference only. No prior notice is made if any changes.



Since 1949

**Acme Sanitary Ware Co. Ltd.**

1/F, Acme Building, 22-28 Nanking Street, Kowloon, Hong Kong

Tel: 2388 7171 Fax: 2710 8012

Email: acme@acmesanitary.com.hk

Website: www.acmesanitary.com.hk



Pure Freude  
an Wasser

PROJECT		REF		REV	ITEM CODE	
LOCATION		DATE			PAGE	


## SANITARY WARE SPECIFICATION SHEET

**QuickFix Plus**

Pos.-nr.	Prod. description	Order-nr.
1	Pull out spray	48487000
1.1	Dirt strainer	0676800M
1.2	Non-return valve	08565000
1.3	Flow control set	48470000
2	Shower hose	48488000
3	Mounting set	48477000
4	Support plate	05334000
5	Non-return valve	45881000
6	Dirt strainer	0676800M



Pull out spray head



Magnetic Docking



Push start control  
Effortless even with your hands full



Turn to adjust water volume +/-



Prexise tempratur control  
With smooth body and unique styling

Note:

\* All information of the above is for the reference only. No prior notice is made if any changes.



註冊號碼 (Registration No.):

TM 21-0128



自願參與用水效益標籤計劃 - 水龍頭  
Voluntary Water Efficiency Labelling Scheme - Water Taps



茲證明  
This is to certify that

將下列水龍頭在本計劃內註冊：  
has registered the following water tap under this scheme :

牌子 / Brand	:	Grohe
型號 / Model	:	31613XXX + 400427040
種類 / Type	:	Mixing
原產地 / Country or Region Origin	:	Portugal (Mixer) Germany (Flow Controller)

XXX – denotes the code of colour

在用水效益標籤上展示的標誌

*Symbolic Presentation on the Water Efficiency Label*



滴水點

*Water droplet(s)*

用水效益級別

*Water Efficiency Grade*

: 1

耗水量

*Water Consumption*

: 4.6

公升/分鐘

*litres/minute*

簽發日期:

**Date of Issue:**

21 May 2021



水務署

Water Supplies Department



水務署署長(張業駒代行)  
for Director of Water Supplies



水務署  
Water Supplies Department

總部 Headquarters

香港灣仔告士打道七號入境事務大樓 48 樓

Migration Tower, 7 Gloucester Road, Wan Chai, Hong Kong

本  
Our  
來函  
Your ref.



3321/2020 T/J(1316/2020)

電話

Tel.

傳真

Fax.

:

:

2824 0578

11 March 2021



**Approval of "GROHE" Sink Mixer  
(General Acceptance No. C20210237)**

Your letters ref. WRC/2357 and C-WSD/0702 dated 5 October 2020 and 29 January 2021 respectively refer.

Having considered the test reports ref. J25279Ar1 and J25240 issued on 19 January 2021 and 24 August 2020 by Nutek Systems (HK) Ltd., this Authority accepts that the fitting described below complies with, and its use when correctly installed does not contravene, the Waterworks Ordinance and Regulations.


**Name of Manufacturer:** Grohe AG

**Country of Origin:** Portugal

**Brand:** Grohe

**Details of Fitting:** 3/8" Deck mounted sink mixer with 1 no. of flexible hose

**Model:** 31613XXX  
(where the digits "XXX" denote the code of colour)

**Body Markings:** 

**Expiry Date:** 30 May 2025



This Authority hereby permits the use of the above fitting in fresh water plumbing systems subject to full adherence to Waterworks installation requirements. In particular, you are required to draw your customers' attention to the following requirement-

"The cold water supply to the fitting shall be drawn from the same source that supplies the hot water apparatus so as to provide a balanced pressure and to obviate the risk of scalding in the event of a restriction or failure in the water supply."

A condition of this acceptance is that the fitting to be installed shall be replicas of the sample as certified by the testing agent mentioned above and without modifications. This acceptance may be withdrawn at any time if the standard of the fitting installed fails to meet that of the approved sample or if the fitting is found to be unsuitable for use in fresh water plumbing systems.

This acceptance is only applicable to the main body of the fitting, unless otherwise specified.

For the use of the fitting in any project, the General Acceptance Number of this letter must be quoted as a means of identification of acceptance of the fitting by this Authority.

Should you have any enquiries, please contact our Engineer Mr. Terry KUNG at tel. no. 3583 4086.

Yours faithfully,



(Roger WONG)

for Director of Water Supplies

Encl.

c.c.      WSD 3321/1/82    ] - without catalogue  
             ME/MC            ] - with soft copy only